

**RESOURCES**

**P3**

Key Stage  
One

**6 - 7 year olds**

LEARNING ACTIVITY A: Preparation Activity



## LEARNING ACTIVITY A: Learning about Community Pharmacy

**Date**

Dear **Name of pharmacist (if known)**,

We are taking part in the Pharmacy Schools Programme, which promotes pharmacy services to support self-care and treatment of common childhood ailments, among primary school children in Northern Ireland. The programme raises awareness of the availability of community pharmacy services for advice and treatment of common childhood ailments, such as common colds, diarrhoea, hay fever, head lice and sore throats, and the importance of medication safety. The aim is to promote community pharmacy services to children and create links between school and the local pharmacy.

One learning activity includes a visit to the local pharmacy, to hear about a typical day for a pharmacist, focusing on activities that the child might experience on a visit to a pharmacy for example, giving advice to parents and carers on illness, prescriptions and explaining about medicine safety. The visit could last between 15-20 minutes.

I was wondering if you would be willing to allow the children from P3 at **name of school** to visit your pharmacy and if you or one of your colleagues could speak to them about the role of the pharmacist?

We currently have xx children in P3 and are hoping to carry out the visit the week of **date**.

If you are interested in our school visiting, please contact me at **telephone/email address**.

I look forward to hearing from you soon.

Kind Regards,

**Name of Teacher**

**P3 Teacher**

**Name of school**






# Do you have any allergies?




**It's not this obvious -  
tell your doctor, dentist, nurse/midwife  
and pharmacist if you have any allergies**

# Do you have any allergies?



It's not always obvious, please tell your teacher, pharmacist, doctor, nurse and dentist if you have any allergies.

# Do you have any allergies?



It's not always obvious, please tell your teacher, pharmacist, doctor, nurse and dentist if you have any allergies.

## CAN YOU HELP YOUR FAMILY STAY MEDICINE SAFE?

**Follow the activity below to make your house medicine safe!**

### INSTRUCTIONS

**With your parent or carer, take this sheet and explore your home:**

Check every room to see if there are any medicines in your (or your siblings) sight or reach. If there are, please ask your parent or carer to move them out of reach and sight.	<b>Yes</b>	<b>No</b>
Are there any medicines in handbags, backpacks, changing bags? If so, please ask your parent or carer to put the bags high on a hook and out of reach of children?	<b>Yes</b>	<b>No</b>
Are all medicines in the house now stored out of reach and sight of children?	<b>Yes</b>	<b>No</b>
Are all the medicines stored in their original containers?	<b>Yes</b>	<b>No</b>
Are the lids of all medicines securely shut?	<b>Yes</b>	<b>No</b>
Are all the medicines in date?	<b>Yes</b>	<b>No</b>
Do you have correct dosing devices to give liquid medicine for example, dosage syringes, cups or spoons?	<b>Yes</b>	<b>No</b>
Do you have a family medicine list, that lists all the medication the family is taking?	<b>Yes</b>	<b>No</b>

### TIPS FOR STAYING MEDICINE SAFE!

**Ask your parent or carer to read the following tips!**

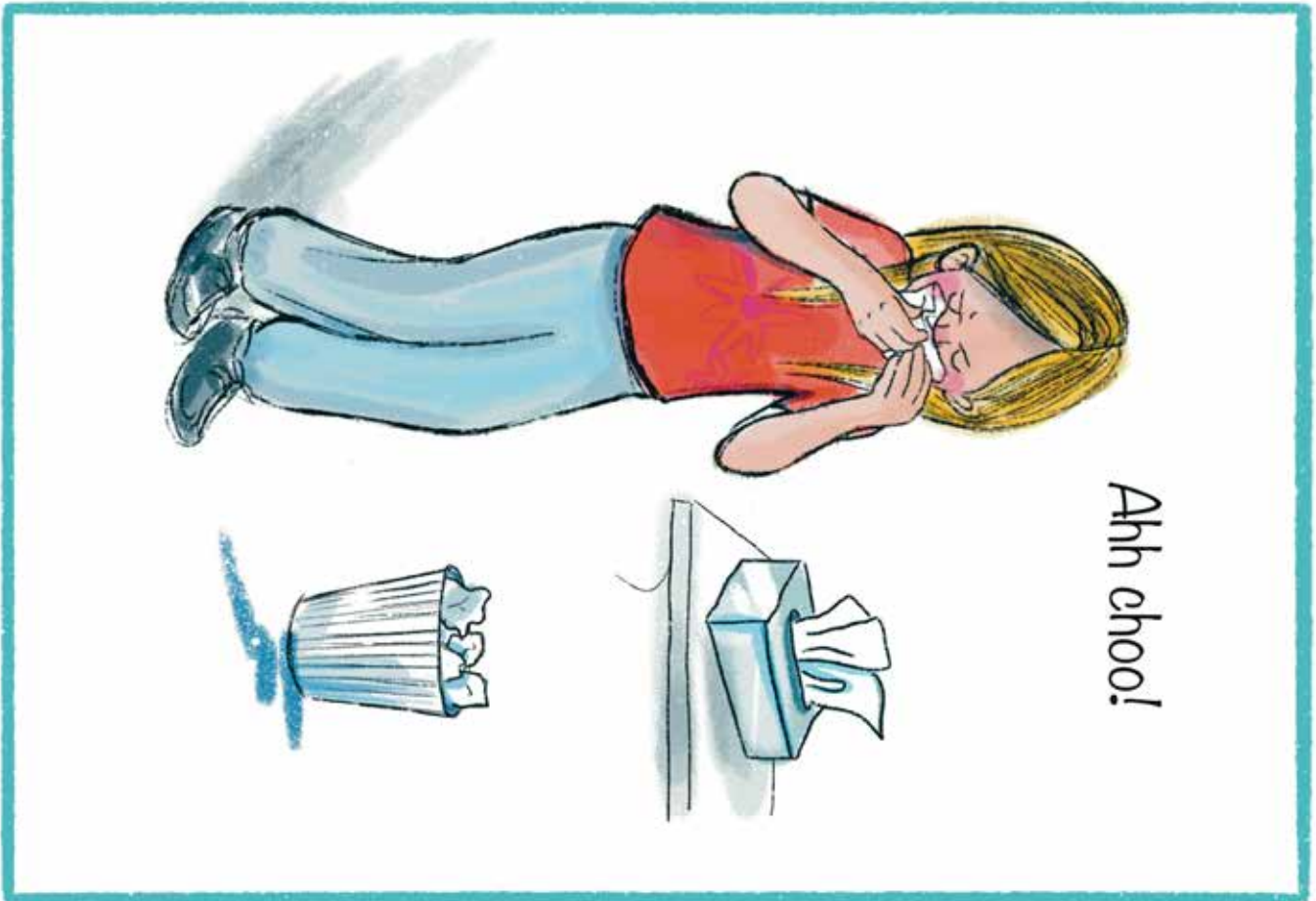
- Dispose of any old medicines safely by returning them to the pharmacy
- Ensure medicines are always given by a trusted adult to a child
- Know who to contact if a medicine is accidentally ingested
- Only use your own prescribed medicine and do not give to someone else
- If family members have the same first name within the household, keep medicines in a separate place for each individual
- Take a copy of a list of the medication any member of family on your phone
- Leave clear instructions to babysitters and caregivers surrounding any medicine your children need
- Wherever possible buy products in child-resistant or child-safety packaging.



LEARNING ACTIVITY C: Role Play Scenario Cards



LEARNING ACTIVITY C: Role Play Scenario Cards



Ahh choo!

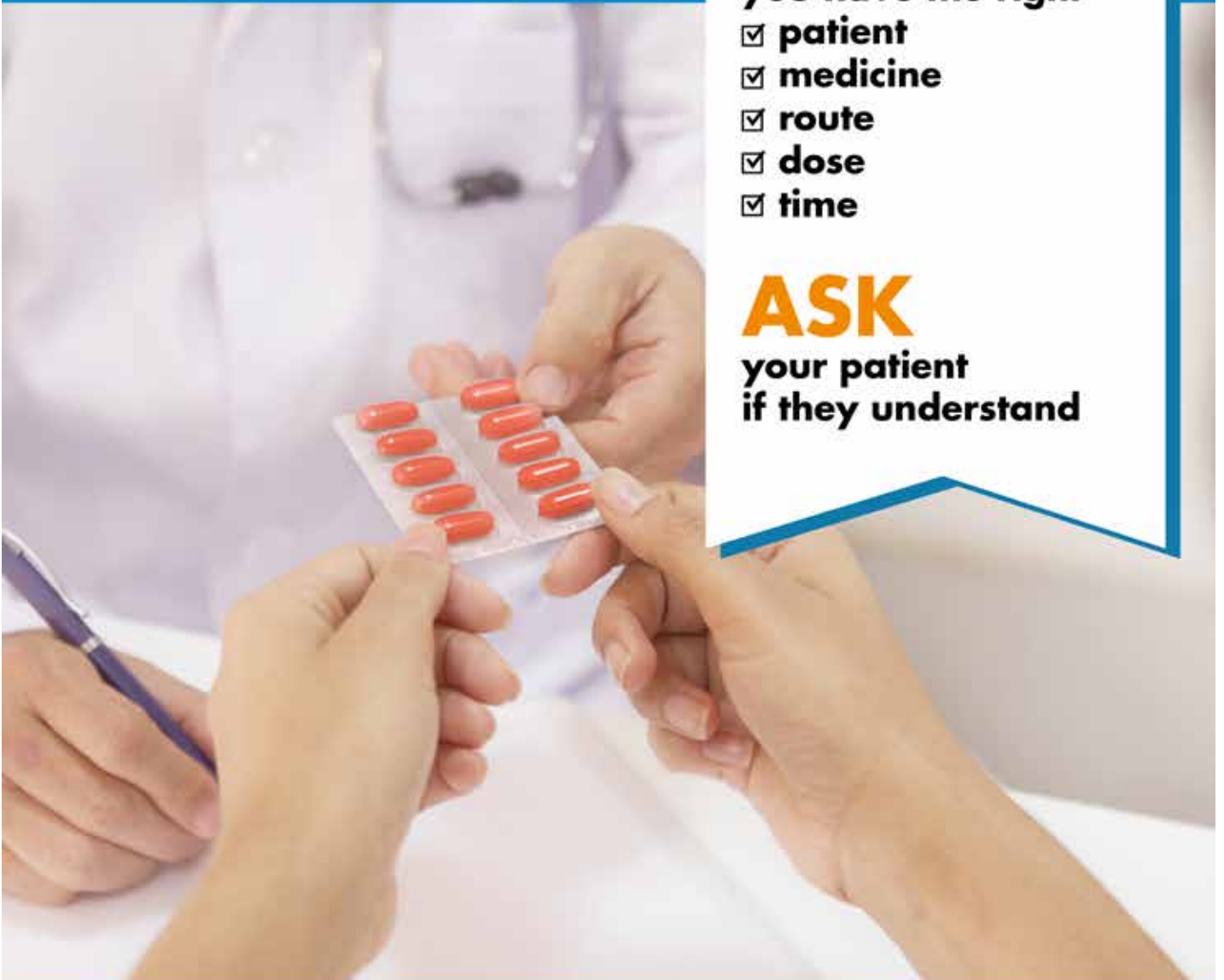
# BEFORE YOU GIVE IT...

**KNOW**  
your medication

**CHECK**  
you have the right

- ✓ patient
- ✓ medicine
- ✓ route
- ✓ dose
- ✓ time

**ASK**  
your patient  
if they understand









The pharmacist has told your parent or carer that you can take medicine to help your sore throat.

You need to take the medicine four times a day. There must be four hours between each dose. The pharmacist has told you to take the first dose at 7:00am.


Can you help your parent or carer remember when to give you the medicine and put the correct time on the digital clock, remembering to put 4 hours between each dose and then draw the lines on the clock face for each dose?




**Dose 1**  
**07:00 am**



**Dose 2**  
**: am**



**Dose 3**  
**3:00 pm**




**Dose 4**  
**: pm**


The pharmacist has told your parent or carer that you can take medicine to help your sore throat.

You need to take the medicine four times a day. There must be four hours between each dose. The pharmacist has told you to take the first dose at half past 7 in the morning.


Can you help your parent or carer remember when to give you the medicine by putting the correct time on the digital clock, remembering to put 4 hours between each dose and then draw the lines on the clock face for each dose?




**Dose 1**  
**07:30 am**



**Dose 2**  
**: am**



**Dose 3**  
**3:30 \_\_\_\_**



**Dose 4**  
**: pm**




**DoH**

[www.health-ni.gov.uk](http://www.health-ni.gov.uk)



# Certificate of participation

in the



**Pharmacy  
Schools  
Programme**

was awarded to:

---

on:     /     /

**KEY STAGE ONE**

